

The Opioid Trend

3CU vs. National Average

With the aid of analytics, our on-site pharmacist and team of nurses continuously monitor opioid utilization. When cases are identified for possible opioid misuse, the team works with the provider and injured worker to head off potential abuse and addiction. Their efforts have yielded impressive results.


When an injured worker abuses opioids:

- A company's bottom line can be negatively impacted.
- There are increased indirect costs such as lost time, including overtime for current staff or hiring temp staff.
- Employee morale can be diminished, resulting in lower production.
- There is a strong financial impact to the employer as the overall claim costs increase significantly.

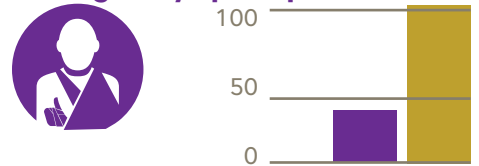
3CU's opioid usage statistics are considerably below the national average in workers' compensation. Because the number of opioid prescriptions is less, and injured workers are using it a shorter amount of time:

- The risk of addiction significantly decreases.
- They return to work sooner.
- Overall claims costs go down significantly.

% Opioid Plan Cost



Average Days per Opioid Patient



Average Days per Opioid RX

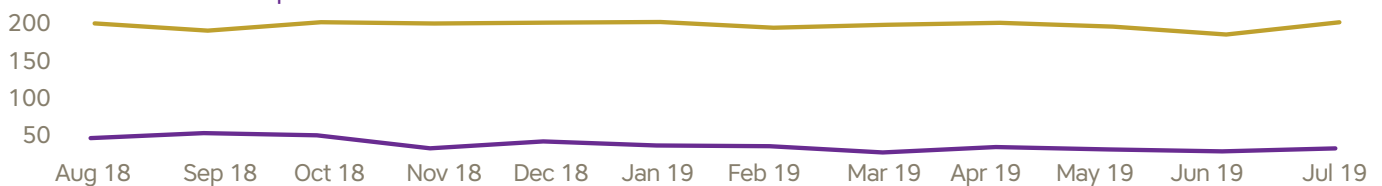


RXs per Opioid Patient



■ Third Coast ■ National Average

Trend Comparison by Opioid Plan Cost Per Opioid Patient



3CU.com
1-866-641-23CU

ThirdCoast Underwriters

Third Coast Underwriters is a division of AF Group. All policies are underwritten by a licensed insurer subsidiary. For more information, visit afgroup.com. © AF Group.

AF Group